


2. OPERATING HAZARDS

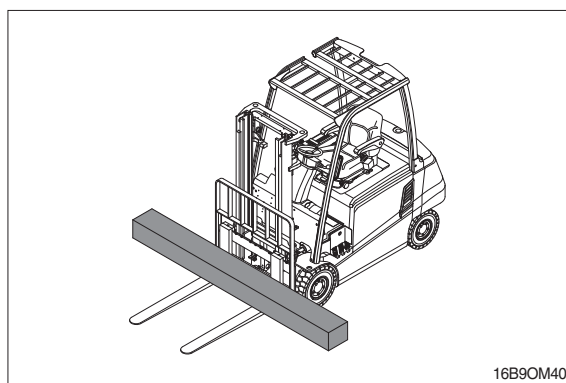
1. LOOSE LOADS

⚠ Loose or unbalanced loads are dangerous. Observe these precautions.

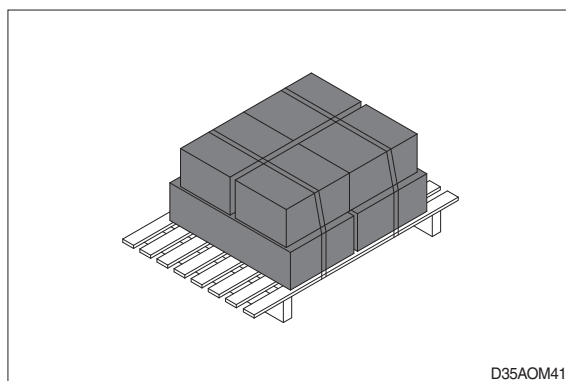
Never carry loose or uneven material.



Center wide loads.



Stack and band loose material.

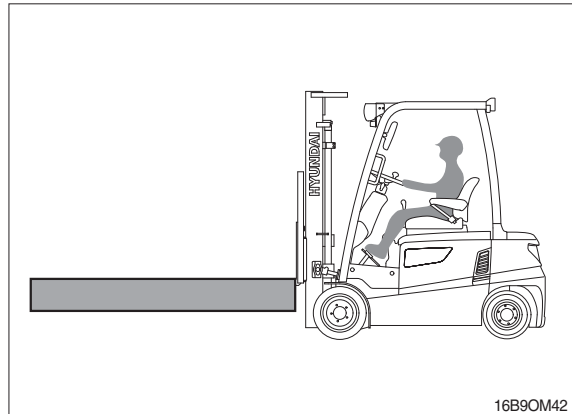


2. LONG AND WIDE LOADS

- ⚠ With long or wide loads, you need more room. So slow down and watch your clearance.

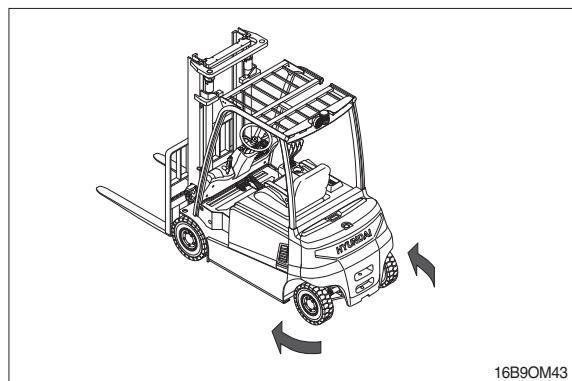
When extra-long material makes it necessary to travel with the load elevated, do so with extreme care and be alert to load end-swing when turning.

- ⚠ A long load reduces the capacity of the truck. Know and understand your truck load rating.



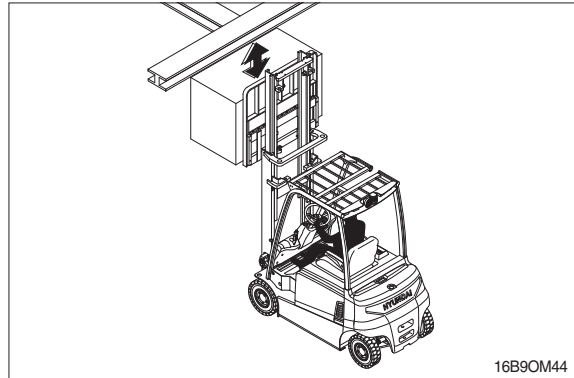
3. REAR SWING

- ⚠ When turning, be sure the rear end of the truck does not swing into racks, posts, etc. Watch for pedestrians beside the truck.

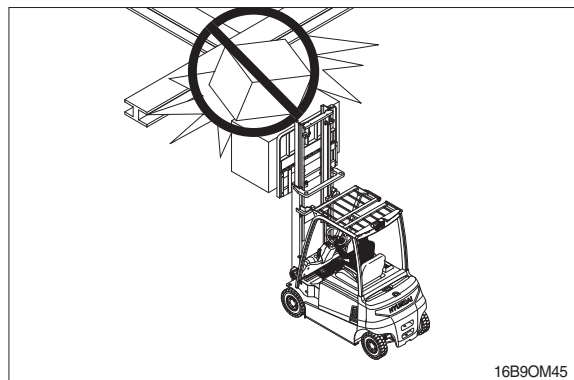


4. LOW OVERHEAD CLEARANCE

- ⚠ Know the height of your truck, with and without a load. Check your clearances. Keep the load low and tilted back.

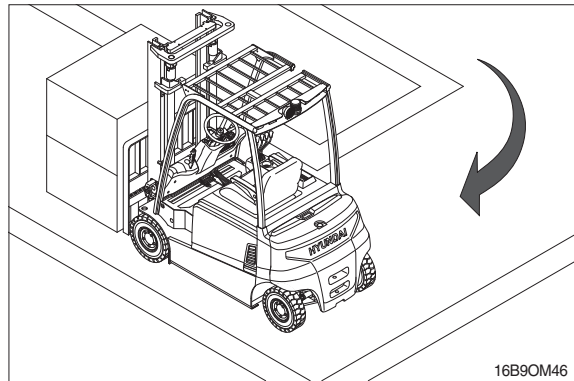


- ⚠ Watch overhead clearance :
Moving into overhead structures can tip a truck over, or spill a load.




5. FAST TURNS AND HIGH LOADS

- ⚠ Slow down before turning.
The truck can tip over.



- ⚠ Turn too sharp with a raised load and your truck can tip even at slow speeds. Travel with a load raised only when removing or depositing a load.





6. DROP-OFFS

⚠ To avoid these hazards, you must :

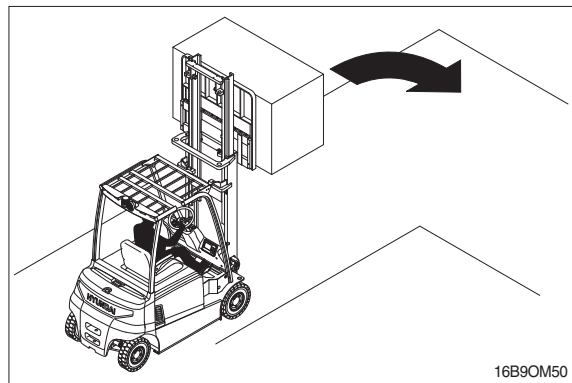
- 1) Talk to the truck driver yourself: make sure the driver does not move the trailer until you are done.
- 2) Apply trailer brakes.
- 3) Use wheel chocks.
- 4) Use trailer-to-dock locking system if available.

⚠ The impact of moving in and out of a trailer may cause the trailer to creep or move.



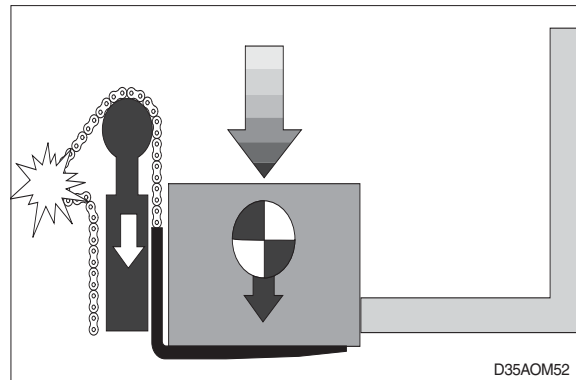
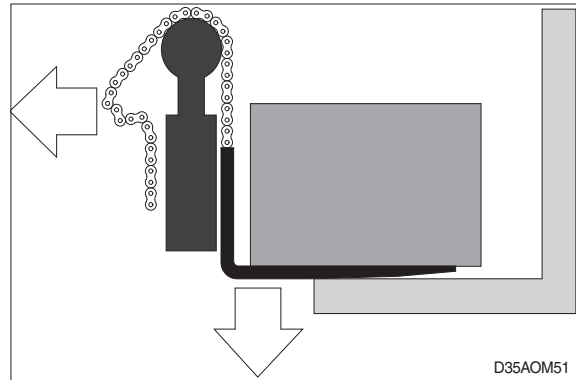
7. RIGHT ANGLE STACKING

⚠ When right angle stacking or moving with a raised load to clear low objects, avoid sharp turns and move slowly.



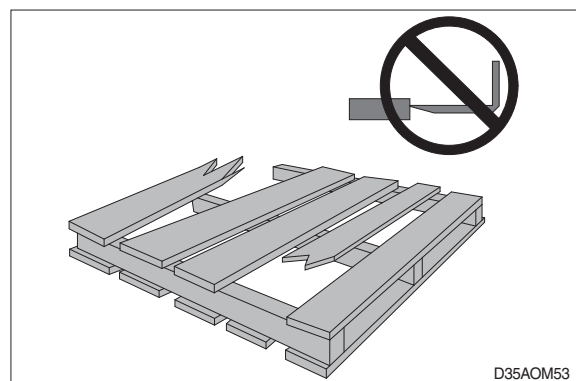
8. CHAIN SLACK

- ⚠ Slack chains mean rail or carriage hang-up.
Raise the forks before you move, or broken chains can result.



9. PALLETS AND SKIDS

- ⚠ Do not move or store materials on damaged pallets or skids. Items can fall through them causing severe injury or death.
- ⚠ Be sure the pallet or skid you are using is in good condition and does not have defective or missing components and fasteners.



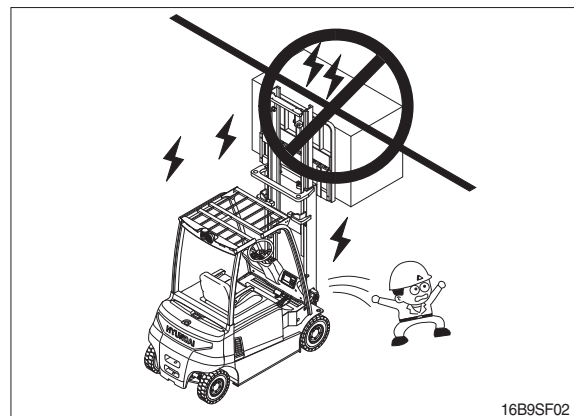
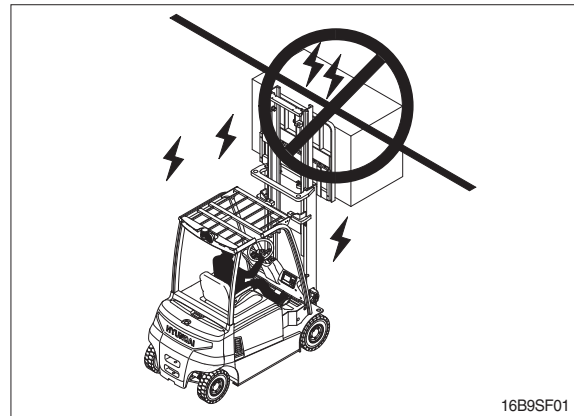
10. CAUTION FOR ELECTRICAL LINES

⚠ When moving the machine with the mast raised, watch out electrical lines over the machine.

⚠ The operation near the electrical lines is very dangerous.
Operate within safe working permitted as below.

Supply voltage	Min safe separation
6.6 kV	3 m (10 ft)
33.0 kV	4 m (13 ft)
66.0 kV	5 m (16 ft)
154.0 kV	8 m (26 ft)
275.0 kV	10 m (33 ft)

⚠ If the machine touches the electric power lines, keep sitting on the operator's seat and make sure the personnel on the ground do not touch the machine until turning off the electric current.
Jump off the machine without contacting the machine when you need to get off.



11. SOLID TIRE

- 1) Do not travel more than 25 km/hr (16 mph).
- 2) Do not travel further than 8 km (5 miles) in an hour.
- 3) Do not drive on the road for automobile.
- 4) After continuous traveling radiates enough the heat of tire. (e.g. 1 hour radiation of the heat after 2 hours continuous traveling)

⚠ Our warranty does not cover any damages caused by excessive driving.